

EXPERIENCE SOLIDWORKS WITHOUT LIMITS

NVIDIA® GPUs POWER SOLIDWORKS 2014



INCREDIBLE PERFORMANCE IN FEATURES THAT MATTER


The latest **Quadro graphics** cards take advantage of **NVIDIA Kepler™** architecture to give you exceptional performance in all SolidWorks design modes. Changes have been made in SolidWorks 2014 to better leverage the GPU for large assemblies. So, you can now get an average of 2x faster performance with assemblies larger than 500 components compared to SolidWorks 2013.

COUNT ON INDUSTRY-LEADING NVIDIA PERFORMANCE AND RELIABILITY


NVIDIA has a history of the industry's best performance on leading Design & Manufacturing applications.

This includes:

- > Driver quality and stability – By working closely with the leading software companies, NVIDIA develops mission-critical drivers certified on 100+ applications.
- > Preferred, trusted brand – The majority of today's design work is done on Quadro professional graphics.
- > Compute leadership - Leading solutions for GPU Rendering and Simulation rely on NVIDIA CUDA® parallel computing technology.
- > Workspace and IT management – NVIDIA tools designed for professional display management and infrastructure include Mosaic, nView®, and NVIDIA Enterprise Management Toolkit (NVWMI).



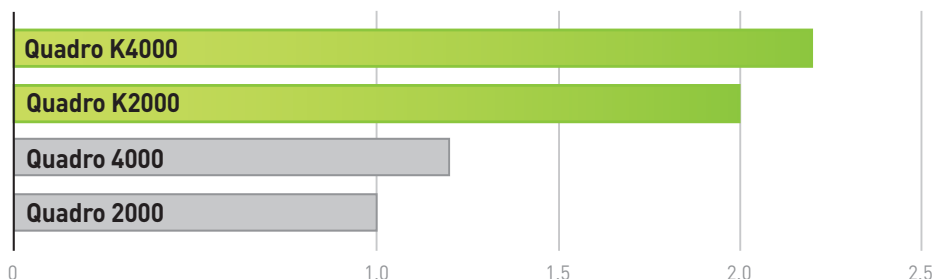
Standard 3D Mode
(Realview, FSAA turned off)
Image is void of real-world reflections and textures. Jagged edges are visible.



Enhanced 3D Mode
(Realview, FSAA turned on)
A more realistic and detailed model. Shadows, reflections, and textures appear as they would in real life, edges are smoother.

SOLIDWORKS 2014 PERFORMANCE ADVANTAGE WITH NVIDIA QUADRO


■ SolidWorks 2014 ■ SolidWorks 2013



* Performance benchmark based on a Workstation with Win7 x64, 32Gb RAM, XEON 3.15Mhz CPU. Tests were conducted in SolidWorks 2013 using Fermi-based Quadro GPUs and SolidWorks 2014 using Kepler-based Quadro GPUs, using multiple customer supplied SolidWorks models of varying assembly size across Shaded and Shaded with Edges views.


ORDER INDEPENDENT TRANSPARENCY (OIT) FASTER PERFORMANCE

Before, applying transparency to components or faces in an assembly could cut SolidWorks display performance in half when using RealView. Now, with improvements in SolidWorks 2014 to leverage the GPU during OIT, transparency performance no longer slows you down. In fact, it performs up to 2x faster in SolidWorks 2014 compared to 2013 when using RealView.



DISCOVER SUPERIOR REAL-TIME PHOTOREALISTIC RENDERING

Bunkspeed is an easy-to-use, yet powerful, design visualization software intended to help designers and engineers see their products in photoreal quality, as early in the development pipeline as possible. It directly integrates with SolidWorks Standard or Premium by managing design revisions through monitoring time stamps of SolidWorks parts and assemblies. If existing geometry changes in SolidWorks, that geometry will automatically update within Bunkspeed—without having to re-import anything or having to re-paint the model.



Bunkspeed integrates into SolidWorks for a seamless workflow.

USE EDRAWINGS IN STEREOSCOPIC 3D

You already know how valuable eDrawings can be for sharing native SolidWorks files for design or marketing reviews. However, you may not know that this popular SolidWorks add-in also works in 3D! This provides tremendous opportunities for displaying extreme detail in stereoscopic 3D to really give your customers and managers the truest representation of your design.

REMOTEY DELIVER SOLIDWORKS WITH WORKSTATION PERFORMANCE

The NVIDIA GRID™ Visual Computing Appliance (VCA) is the only platform certified and supported by Dassault Systems to virtualize and remotely deliver SolidWorks over the network. VCA is a powerful GPU-based appliance that can be centrally located and accessed via the company network. GPU acceleration gives users working locally or remotely the same SolidWorks experience they would get from a dedicated high performance desk-side workstation. It's a powerful tool for small and medium-size businesses looking to provide their workforce with workstation performance anywhere, anytime - without the IT complexity of commercial virtualization solutions.

WHICH SOLUTION IS RIGHT FOR ME?

NVIDIA Graphics Solution	Quadro K5000	Quadro K4000	Quadro K2000	GRID VCA
SolidWorks Usage	Large assemblies with complex parts GPU-accelerated rendering	Large assemblies with simple parts Small assemblies with complex parts	Small/medium assemblies with simple parts	Turkey system that delivers SolidWorks to designers over the network
GPU Memory	4 GB GDDR5	3 GB GDDR5	2 GB GDDR5	256 GB of system memory
Replaces	Quadro 5000 Quadro FX 4800 Quadro FX 4600	Quadro 4000 Quadro FX 3800 Quadro FX 3700 Quadro FX 3500	Quadro 2000 Quadro FX 1800 Quadro FX 1700 Quadro FX 1500	Replaces eight dedicated graphics workstations



NVIDIA® professional graphics solutions are certified and recommended by Dassault Systemes. The close collaboration during product development guarantees stability and reliability of the platform just the way you expect from day one.

To learn more, visit www.nvidia.com/solidworks

